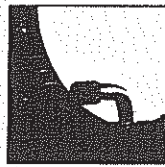
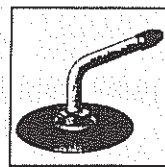
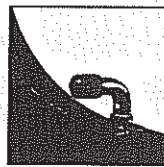



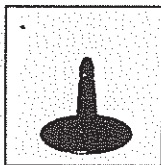
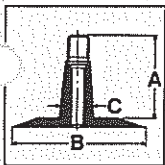
60/20° 90/20° 90/35°



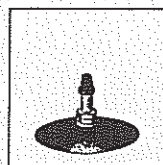
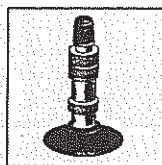

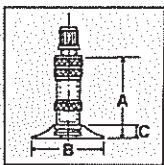
90/90°



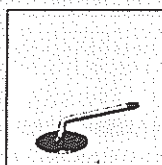
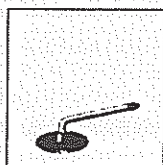
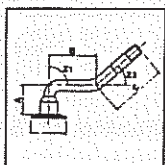
Maße ~	DIN-7768	DIN-7777	TR 87	JS 2
A in mm	19	17	19	-
B in mm	33	28	33	33
C in mm	14,5	13	15	26
D in mm	25	44,5	44,5	56
Z = Winkel	60-90°	90°	90°	70°



Maße	TR 13	TR 15
A in mm	35	35
B in mm	56	56
C in mm	11,5	16,5



Maße	A/V Schrader	TR 1 Dunlop	TR 6
A in mm	31,5	31,2	29,5
B in mm	28	25	68x42
C in mm	3,5	4,2	5,5



Maße	V3-02-7	V3-02-19
A in mm	22,5	20,5
B in mm	71,5	60
C in mm	-	-
Z1 = Winkel	80°	86°
Z2 = Winkel	-	-